

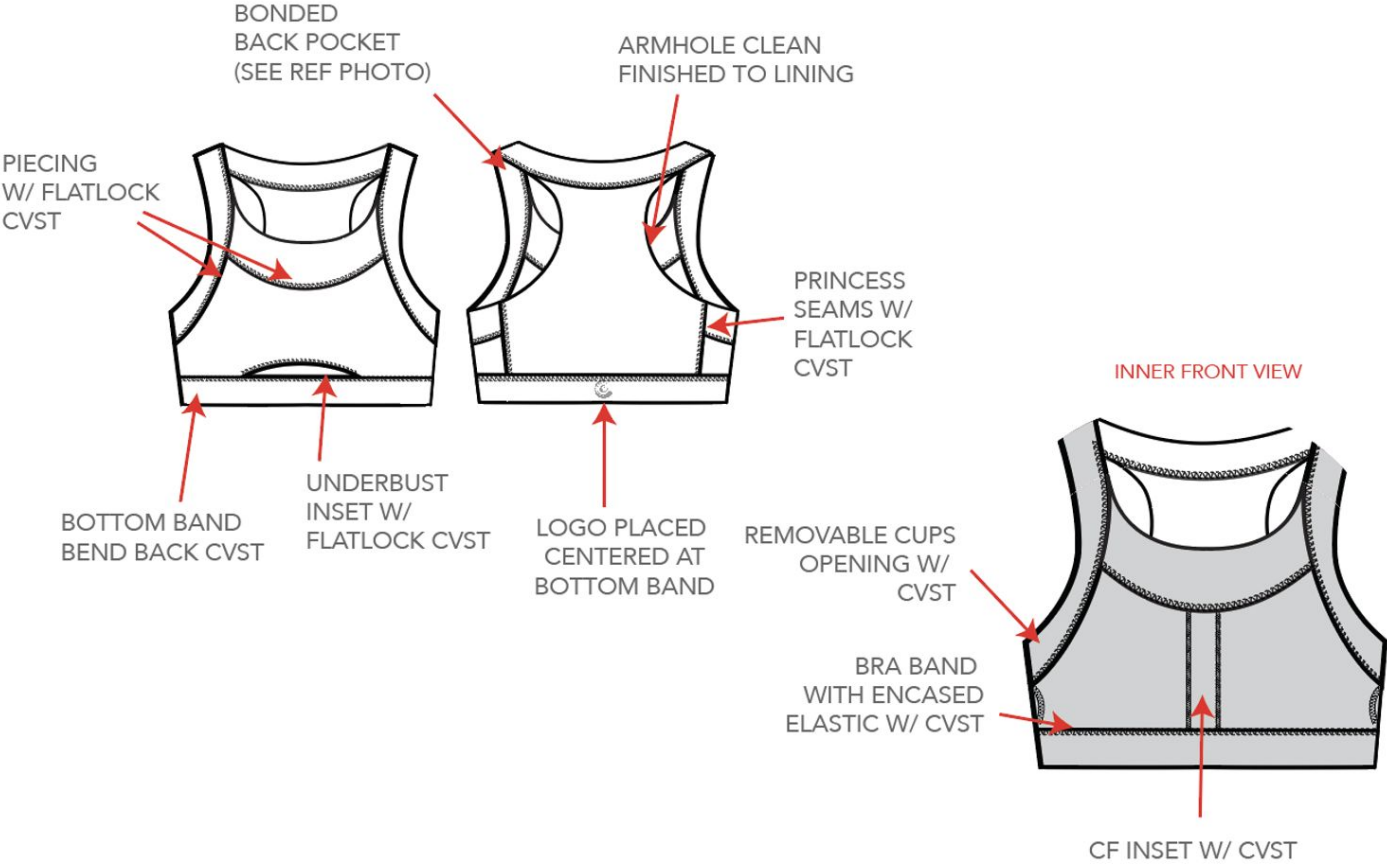


ENDURANCE COLOR BLOCKED BRA

Name	ENDURANCE COLOR BLOCKED BRA
Style No.	O17622-6
Brand	O
Division	10
Category	TOPS
Season	3
Year	22
Size Scale	<div><div>S</div>-Sample size</div>
	<div><div>XS</div><div>S</div><div>M</div><div>L</div><div>XL</div><div>XXL</div></div>
DEVELOPMENT STATUS	1st Proto
DELIVERY	6
1ST PTRN #	ref style #: O13522-3
CATEGORY	KNITS
SAMPLE SIZE	S
CUT QTY	1
DUE DATE	01-20-2022
COUNTRY OF ORIGIN	CHINA
Created by/Author	01-05-2022
	undefined
	emoore@johnnywas.com





Screen Shot 2021-12-29 at 2.35.18 PM



Screen Shot 2022-01-04 at 1.49.42 PM



-  "e" Celestial Blue = 14-4210 TCX
-  grey - Griffin = 17-5102 TCX
- "Made In China" Avenir Next medium 8pt, 25 pt kern
- "XS" Avenir Next bold 9.2pt, 25 pt kern

Calme\_Final 2 ScreenPrint\_made\_in\_CHINA

## ENDURE SPORTS BRA Calme Hang Tag

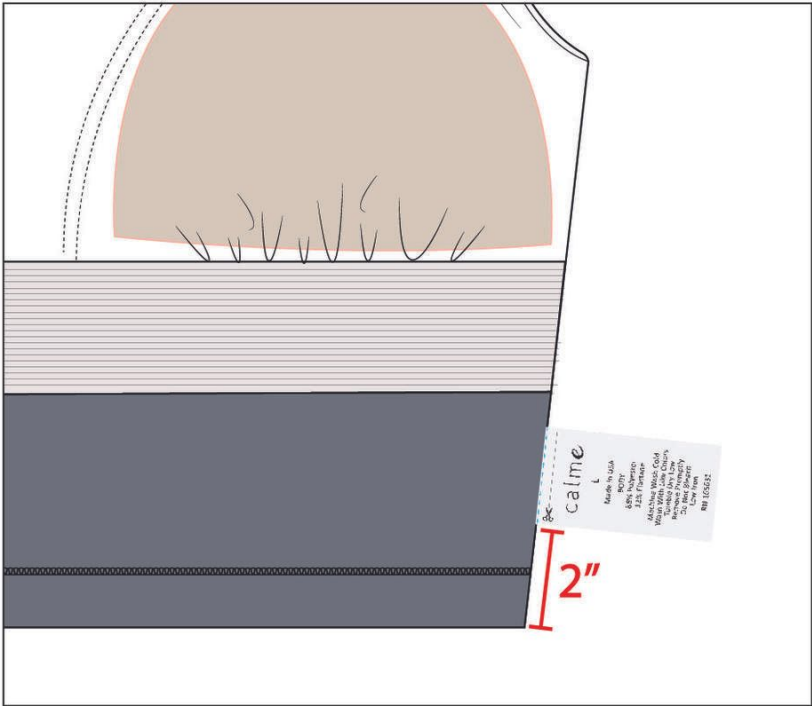


Place on wearer's left side seam under the armhole,  
1/2" down from Top Edge

Endure Sports Bra Label Manual-05

ENDURE SPORTS BRA  
Calme TPU Care Label

- DISCLAIMER -  
LABELING IS FOR  
REFERENCE ONLY,  
PLEASE PUT APPROPRAITE  
COUNTRY OF ORIGIN  
AND CARE & CONTENT  
INFORMATION

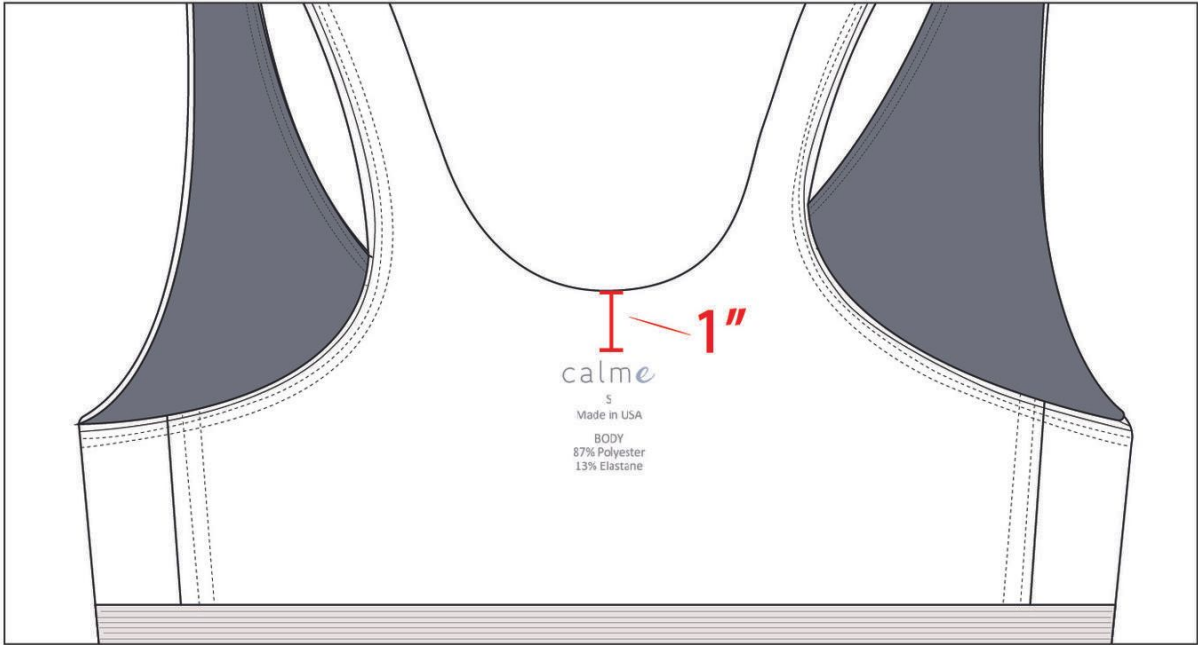


Place on inside at wearer's left side seam, 2" from bottom

Endure Sports Bra Label Manual-04

ENDURE SPORTS BRA  
**Logo Placement**  
- INSIDE OUT -

- DISCLAIMER -  
LABELING IS FOR  
REFERENCE ONLY,  
PLEASE PUT APPROPRAITE  
COUNTRY OF ORIGIN  
AND CARE & CONTENT  
INFORMATION



**Heat Transfer on inside lining, at Center Back  
1" from Top Edge**

Endure Sports Bra Label Manual-03

Sample Size: S

POINT OF MEASURE	CODE	HOW TO MEASURE	CRITICAL	TYPE	TOLERANCE	S
FRONT BODY LENGTH	oouWkW	HPS TO HEM	true	Full	1/4 in	12 3/4 in
BACK BODY LENGTH	389JOo	HPS TO HEM	true	Full	1/4 in	12 1/2 in
SHOULDER SEAM FORWARD	ksgnmz	HPS TO SEAM	true	Full	1/8 in	3/4 in
NECK WIDTH	EOcWpq	EDGE TO EDGE	true	Full	1/8 in	6 3/4 in
FRONT NECK DROP	e5zlql	HPS TO NECK EDGE	true	Full	1/8 in	6 3/4 in
BACK NECK DROP	5sKZoq	HPS TO NECK EDGE	true	Full	1/8 in	1 1/4 in
CHEST WIDTH	Is5S13	1" BELOW AH	true	Full	1/4 in	13 3/4 in
BOTTOM OPENING WIDTH	jBglyR	ALONG BOTTOM EDGE	true	Half	1/4 in	13 1/4 in
BOTTOM BAND HEIGHT	EJ1fRN	SEAM TO EDGE	true	Full	1/8 in	1 1/4 in
STRAP WIDTH	BpLJCF	EDGE TO EDGE	true	Full	1/8 in	1 in
FRONT ARMHOLE LENGTH	ByKyPE	ALONG EDGE	true	Full	1/4 in	11 1/8 in
BACK ARMHOLE LENGTH	ASOdya	ALONG EDGE	true	Full	1/4 in	12 in
BACK PANEL WIDTH	PZp3ko	ALONG AT TOP OF PANEL AT AH TOP EDGE	true	Full	1/8 in	0 in
BACK PANEL WIDTH	UpY6r2	ALONG BOTTOM BAND SEAM	true	Full	1/8 in	7 1/2 in








































Sample Size: S

POINT OF MEASURE	CODE	HOW TO MEASURE	CRITICAL	TYPE	TOLERANCE	S
FRONT BODY LENGTH	oouWkW	HPS TO HEM	true	Full	1/4 in	12 3/4 in
BACK BODY LENGTH	389JOo	HPS TO HEM	true	Full	1/4 in	12 1/2 in
SHOULDER SEAM FORWARD	ksgnmz	HPS TO SEAM	true	Full	1/8 in	3/4 in
NECK WIDTH	EOcWpq	EDGE TO EDGE	true	Full	1/8 in	6 3/4 in
FRONT NECK DROP	e5zlql	HPS TO NECK EDGE	true	Full	1/8 in	6 3/4 in
BACK NECK DROP	5sKZoq	HPS TO NECK EDGE	true	Full	1/8 in	1 1/4 in
CHEST WIDTH	Is5S13	1" BELOW AH	true	Full	1/4 in	13 3/4 in
BOTTOM OPENING WIDTH	jBglyR	ALONG BOTTOM EDGE	true	Half	1/4 in	13 1/4 in
BOTTOM BAND HEIGHT	EJ1fRN	SEAM TO EDGE	true	Full	1/8 in	1 1/4 in
STRAP WIDTH	BpLJCF	EDGE TO EDGE	true	Full	1/8 in	1 in
FRONT ARMHOLE LENGTH	ByKyPE	ALONG EDGE	true	Full	1/4 in	11 1/8 in
BACK ARMHOLE LENGTH	ASOdya	ALONG EDGE	true	Full	1/4 in	12 in
BACK PANEL WIDTH	PZp3ko	ALONG AT TOP OF PANEL AT AH TOP EDGE	true	Full	1/8 in	0 in
BACK PANEL WIDTH	UpY6r2	ALONG BOTTOM BAND SEAM	true	Full	1/8 in	7 1/2 in

Sample Size: S

POINT OF MEASURE	CODE	HOW TO MEASURE	CRITICAL	TYPE	TOLERANCE
FRONT BODY LENGTH	oouWkW	HPS TO HEM	true	Full	1/4 in
BACK BODY LENGTH	389JOo	HPS TO HEM	true	Full	1/4 in
SHOULDER SEAM FORWARD	ksgnmz	HPS TO SEAM	true	Full	1/8 in
NECK WIDTH	EOcWpq	EDGE TO EDGE	true	Full	1/8 in
FRONT NECK DROP	e5zlql	HPS TO NECK EDGE	true	Full	1/8 in
BACK NECK DROP	5sKZoq	HPS TO NECK EDGE	true	Full	1/8 in
CHEST WIDTH	Is5S13	1" BELOW AH	true	Full	1/4 in
BOTTOM OPENING WIDTH	jBglyR	ALONG BOTTOM EDGE	true	Half	1/4 in
BOTTOM BAND HEIGHT	EJ1fRN	SEAM TO EDGE	true	Full	1/8 in
STRAP WIDTH	BpLJCF	EDGE TO EDGE	true	Full	1/8 in
FRONT ARMHOLE LENGTH	ByKyPE	ALONG EDGE	true	Full	1/4 in
BACK ARMHOLE LENGTH	ASOdya	ALONG EDGE	true	Full	1/4 in
BACK PANEL WIDTH	PZp3ko	ALONG AT TOP OF PANEL AT AH TOP EDGE	true	Full	1/8 in
BACK PANEL WIDTH	UpY6r2	ALONG BOTTOM BAND SEAM	true	Full	1/8 in

THUMBNAIL	COMPONENT	QTY	PLACEMENT	NOTES	OUTER SPACE CODE: OTS	BLUE HORIZON CODE: BHZ	JET BLACK CODE: 19-0303 TCX
FABRICATION							
1	 <b>SOLID ACTIVE COMPRESSION FABRIC (AAG)</b> CODE: DPS022J Content: 71% Polyester 29% Spandex Supplier: ACTIVE APPAREL GROUP Construction: INTERLOCK		SELF - BODY	FRONT, BACK, CF INSET - SEE CAD FOR PLACEMENT	-  Outer Space Custom Code: 19-4009 TCX	-  Blue Horizon Custom Code: 18-3929 TCX	-  Jet Black Custom Code: 19-0303 TCX
2	 <b>SOLID ACTIVE COMPRESSION FABRIC (AAG)</b> CODE: DPS022J Content: 71% Polyester 29% Spandex Supplier: ACTIVE APPAREL GROUP Construction: INTERLOCK		CONTRAST 1	PLACE ON FRONT NECKLINE, ARMHOLES, CB NECKBAND AND RACER BACK INTERIOR - PLEASE FOLLOW CAD FOR PLACEMENT	-  Irish Cream Custom Code: 14-1208 TCX	-  TOFU Custom Code: 11-4801 TCX	-  Bordeaux Custom Code: 17-1710 TCX
3	 <b>KNIT SPORTS BRA LINER (AAG)</b> CODE: JNS079 Supplier: ACTIVE APPAREL GROUP Content: 91% NYLON 9% ELASTANE		LINING		-  Outer Space Custom Code: 19-4009 TCX	-  Blue Horizon Custom Code: 18-3929 TCX	-  Jet Black Custom Code: 19-0303 TCX
4	 <b>4-WAY POWER MESH (AAG)</b> CODE: MNS063 Content: 85 % NYLON 15% SPANDEX Supplier: ACTIVE APPAREL GROUP Construction: WARP MESH		SHELF BRA		-  BLACK Custom Code: BLK	-  BLACK Custom Code: BLK	-  BLACK Custom Code: BLK
THREAD							
5	 <b>Sewing Threads (DTM POLY THREAD)</b> CODE: C00049		DTM TO SELF		-  DTM	-  DTM	-
TRIMS							

THUMBAIL	COMPONENT	QTY	PLACEMENT	NOTES	 OUTER SPACE CODE: OTS	 BLUE HORIZON CODE: BHZ	 JET BLACK CODE: 19-0303 TCX
6	 <b>CALME SCREEN PRINT LOGO REFLECTIVE</b> CODE: MO2W5	1	PLACE CENTERED ON CB BAND OF BRA	FOLLOW TECH SHEET FOR EXACT PLACEMENT	 Pewter Custom Code: 18-5203 TCX SIZE: 3/4"	 Pewter Custom Code: 18-5203 TCX SIZE: 3/4"	 Pewter Custom Code: 18-5203 TCX SIZE: 3/4"
7	 <b>SPORTS BRA CUPS (AAG)</b> CODE: TD1530	2	REMOVABLE CUPS, FOLLOW TECH COMMENTS FOR PLACEMENT		 BLACK Custom Code: BLK	 Nude	 BLACK Custom Code: BLK
8	 <b>STRETCH ELASTIC FOR SPORTS BRA (AAG)</b> CODE: EPR238 Supplier: ACTIVE APPAREL GROUP	1 /Yd	ENCASED IN BOTTOM BAND	1 1/4" width	 1 1/4" BLACK ELASTIC	 1 1/4" WHITE ELASTIC Custom Code: APPROVED QUALITY ONLY !	 1 1/4" BLACK ELASTIC
LABELS AND HANGTAGS							
9	 <b>CALME SCREEN PRINT LABEL- LOGO /SIZE /COUNTRY OF ORIGIN</b> CODE: nMdei	1	SCREEN PRINT ON INSIDE CB, 1" FROM TOP NECK EDGE	Please follow the image attached. artwork ai file sent via email	-	-	-
10	 <b>TPU CARE LABEL FOR CALME (AAG)</b> CODE: TD1704 Supplier: ACTIVE APPAREL GROUP	1	WEARER'S LEFT-2" UP FROM BOTTOM	SEE ATTACHED LABEL PLACEMENT GUIDE	-	-	-
11	 <b>NEW CALME HANGTAG</b> CODE: TOP CARD- CALME-T01P, BOTTOM CARD- CALME-T02	1	left OUTSIDE SS UNDER THE ARMHOLE		-	-	-
Components 11							